



Opioid and Naloxone Education

About Naloxone:

- Opioids can slow or stop your ability to breathe. Naloxone can reverse the effects of the opioids, and restore the ability to breathe.
- Naloxone is a safety measure, similar to a fire extinguisher. It's good to have available, but hopefully you never need to use it.
- Ensure a family member or loved one knows where to access the naloxone in case of an emergency.

Response to Overdose:

1 Check responsiveness

- Look for any of the following:
- No response, even after attempts to wake
- Breathing slows or stops
- Lips and fingernails turn blue or gray

2 Call 911 and give naloxone

- If no reaction in 3 minutes, give second naloxone dose.

3 Do rescue breathing and/or chest compressions

- Follow 911 dispatcher instructions

4 Stay with person until help arrives.

How to give Naloxone:

There are four common naloxone products. Follow the instructions for the type you have.

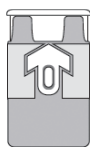
Nasal spray

This nasal spray needs no assembly and can be sprayed up one nostril by pushing the plunger.



Auto-injector

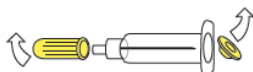
The naloxone auto-injector needs no assembly and can be injected into the outer thigh, even through clothing. It contains a speaker that provides step-by-step instructions.



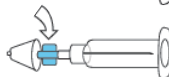
Naloxone nasal with atomizer

Follow the instructions below.

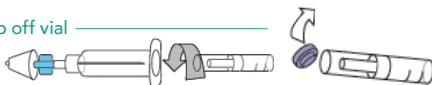
1 Take off yellow caps. _____



2 Screw on white cone. _____



3 Take purple cap off vial of naloxone. _____



4 Gently screw vial of naloxone into barrel of syringe.

5 Insert white cone into nostril; give a short, strong push on end of vial to spray naloxone into nose: **ONE HALF OF THE VIAL INTO EACH NOSTRIL.**



6 If no reaction in 3 minutes, give second dose.

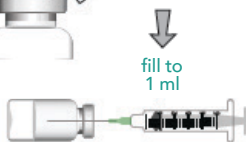
Injectable Naloxone

Requires assembly. Follow the instructions below.

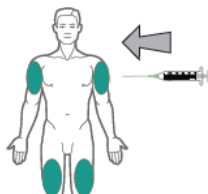
1 Remove cap from naloxone vial and uncover the needle.



2 Insert needle through rubber plug with vial upside down. Pull back on plunger and take up 1 ml.



3 Inject 1 ml of naloxone into an upper arm or thigh muscle.



4 If no reaction in 3 minutes, give second dose.